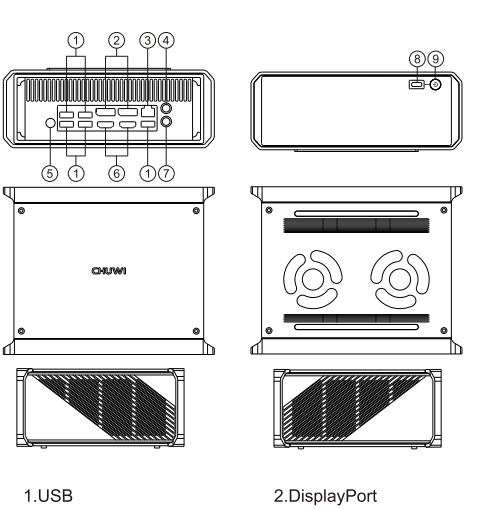
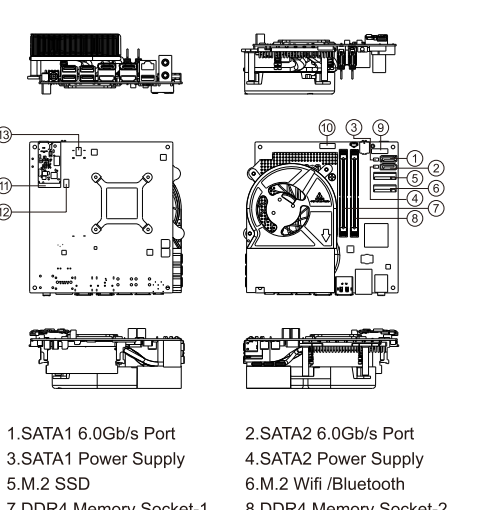
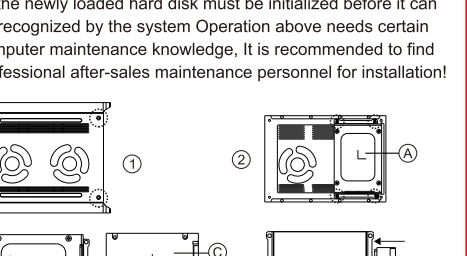
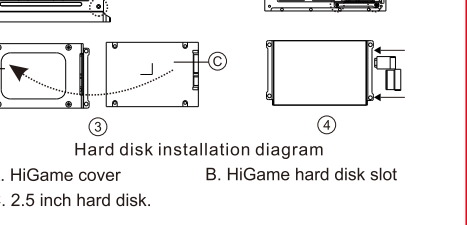
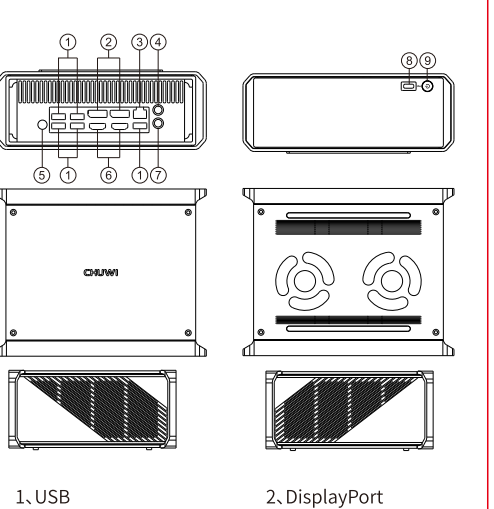
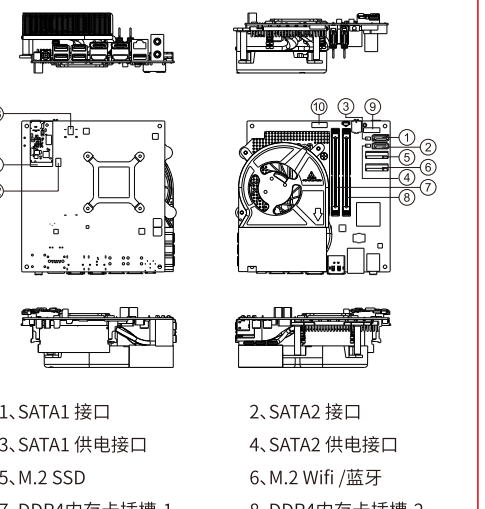
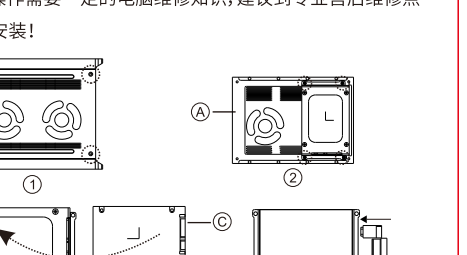
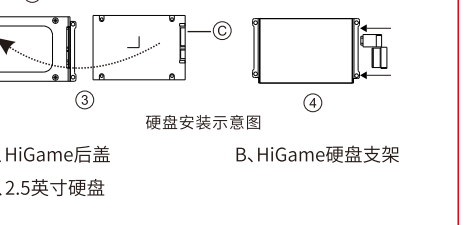


<p>CHUWI</p> <p>HiGame computer specification</p> <p>Model HiGame</p>	<p>Service assurance description</p> <p>Thank you for your purchase of this product, you can enjoy the free of charge for one year parts and labor service that our company provides.</p> <p>The following situations need to provide services by the company, it will be appropriate to charge maintenance fee:</p> <p>The company warranty identification mark is in accordance with the manual of the instruction booklet.</p> <p>The hard, laptop, keyboard and other items measure Accessories, laptop, Mouse caused by natural use. If it need the company to service the software or adjust the computer settings, the company will be appropriate to charge fee.</p> <p>The company warranty identification mark of damage or corruption, leading to identification.</p> <p>Before repairing the product, please backup personal data files separately, repairing process may affect the data maintenance integrity.</p> <p>The company provide maintenance services, in order to be bought for your pieces of mind at ease with.</p>	<p>Product I/O interface description</p>  <p>1.USB 2. DisplayPort 3. RJ45 Network 4. SDC power jack 5. Microphone jack 8. 8 Pin power switch Headphone jack HDMI output Thunderbolt 3</p>	<p>Motherboard instructions</p>  <p>1. SATA1 6.0Gb/s Port 3. SATA1 Power Supply 5.M.2 SSD 7. DDR4 Memory Socket 9. Power LED 11.M.2 Thunderbolt Port 13. Motherboard CMOS Battery</p> <p>2. SATA2 6.0Gb/s Port 4. SATA2 Power Supply 6.M.2 M.2 (Bluetooth) 8. DDR4 Memory Socket 10. CPU(FPU) Fan/Fan Power Supply 12. Thunderbolt Module</p>	<p>Directions for use</p> <ol style="list-style-type: none"> 1. Link the mini-PC with display device over HDMI port (both as TV, screens, projectors, etc.) and choose the corresponding video output mode. 2. DC-IN power supply, connect the DC-in port with the adapter and insert the other end into the electric supply socket. 3. Control the mini-PC with wired or wireless mouse/keyboard. 4. Press the power button to start.  <p>*Adapter (original factory accessories) can be used with bluetooth or wireless keyboard mouse (not provided).</p>	<p>Hard disk installation</p>  <p>A. HIGame cover B. HIGame hard disk slot</p>	<p>Note</p> <ol style="list-style-type: none"> 1. This product has a power-frequency motor in a certified and qualified product. Without permission, any company member or individual shall not change the frequency, increase the power or change the features and function of the original design. 2. The use of low frequency RF module shall not affect flight safety and shall comply with regulatory requirements. It is prohibited to use it in the aircraft cabin or other restricted areas. The use of low frequency radio frequency module shall be strictly prohibited. The use of low frequency radio frequency module shall be strictly prohibited. 3. The use of low frequency radio frequency module shall be strictly prohibited. The use of low frequency radio frequency module shall be strictly prohibited. 4. The use of low frequency radio frequency module shall be strictly prohibited. The use of low frequency radio frequency module shall be strictly prohibited. 5. The use of low frequency radio frequency module shall be strictly prohibited. The use of low frequency radio frequency module shall be strictly prohibited. 6. The use of low frequency radio frequency module shall be strictly prohibited. The use of low frequency radio frequency module shall be strictly prohibited. 7. The use of low frequency radio frequency module shall be strictly prohibited. The use of low frequency radio frequency module shall be strictly prohibited. 8. The use of low frequency radio frequency module shall be strictly prohibited. The use of low frequency radio frequency module shall be strictly prohibited. 9. The use of low frequency radio frequency module shall be strictly prohibited. The use of low frequency radio frequency module shall be strictly prohibited. 10. The use of low frequency radio frequency module shall be strictly prohibited. The use of low frequency radio frequency module shall be strictly prohibited. 	<p>Package includes</p> <ol style="list-style-type: none"> 1. HIGame mini PC *1 2. Specification (optional) 3. Certificate of conformity*1 4. Product inspection report*1 5. Adapter*1 6. SATA Cable*1 7. Hard disk mounting screw*4 	<p>Notice</p> <ol style="list-style-type: none"> 1. This product is applicable to places below 3000 meters above sea level. Only suitable for non-tropical areas. 14. Observe the directory structure of the data directory and always back up the important data on the hard disk. <p>Примечание</p> <ol style="list-style-type: none"> 1. Этот продукт предназначен для использования на высоте не более 3000 метров над уровнем моря. Подходит только для не тропических регионов. 14. Обратите внимание на структуру каталогов данных и всегда делайте резервные копии важных данных на жестком диске. 	<p>Tempo cuidado</p> <ol style="list-style-type: none"> 1. Este producto es adecuado para sitios menores de 3000 metros sobre el nivel del mar solo en áreas no tropicales. 14. Observe la estructura de directorios de los datos y siempre haga una copia de seguridad de los datos importantes en el disco duro del ordenador. <p>Attention</p> <ol style="list-style-type: none"> 1. Ce produit est applicable aux endroits situés à moins de 3000 mètres d'altitude, seulement approprié aux régions non tropicales. 2. Soyez prudent lorsque vous effectuez des opérations susceptibles d'endommager ou de perdre des fichiers. 	<p>Tempo cuidado</p> <ol style="list-style-type: none"> 1. Este producto es adecuado para sitios menores de 3000 metros sobre el nivel del mar solo en áreas no tropicales. 14. Observe la estructura de directorios de los datos y siempre haga una copia de seguridad de los datos importantes en el disco duro del ordenador. <p>Attention</p> <ol style="list-style-type: none"> 1. Ce produit est applicable aux endroits situés à moins de 3000 mètres d'altitude, seulement approprié aux régions non tropicales. 2. Soyez prudent lorsque vous effectuez des opérations susceptibles d'endommager ou de perdre des fichiers. 	<p>Tempo cuidado</p> <ol style="list-style-type: none"> 1. Este producto es adecuado para sitios menores de 3000 metros sobre el nivel del mar solo en áreas no tropicales. 14. Observe la estructura de directorios de los datos y siempre haga una copia de seguridad de los datos importantes en el disco duro del ordenador. <p>Attention</p> <ol style="list-style-type: none"> 1. Ce produit est applicable aux endroits situés à moins de 3000 mètres d'altitude, seulement approprié aux régions non tropicales. 2. Soyez prudent lorsque vous effectuez des opérations susceptibles d'endommager ou de perdre des fichiers.
--	--	---	--	--	--	--	--	--	--	--	--

正面：英文

<p>CHUWI</p> <p>HiGame 系列电脑说明书</p> <p>型号HiGame</p>	<p>服务保障说明</p> <p>感谢您购买本产品,您可以享有本公司提供的一年免费零件及人工保修服务。</p> <p>下列情况需要提供本公司维修服务,并酌收维修费用:</p> <ul style="list-style-type: none"> -因操作不当造成损坏或有损坏行为不属保修。 -人为损坏、电脑病毒、病毒、不洁软件安装或运行导致损坏。 -因不可抗力、火灾、水灾、地震等不可抗力,配件、材料、自然损耗等导致的损坏。 -因第三方不可抗力因素导致硬件或配件损坏,公司将酌情收费。 -因不可抗力因素导致软件损坏,导致无法使用。 <p>产品保修期,请个人用户,请仔细阅读保修政策,请仔细阅读可能影响保修的条款。</p> <p>本公司提供维修服务,以便让您安心,请放心,请放心。</p>	<p>产品界面说明</p>  <p>1.USB 2. DisplayPort 3. RJ45 Network 4. SDC power jack 5. Microphone jack 8. 8 Pin power switch Headphone jack HDMI output Thunderbolt 3</p>	<p>主板说明</p>  <p>1. SATA1 接口 3. SATA1 供电接口 5.M.2 SSD 7. DDR4内存插槽 9. 电源开关LED 11.M.2 Thunderbolt 接口 13. 主板CMOS电池</p> <p>2. SATA2 接口 4. SATA2 供电接口 6.M.2 M.2 (蓝牙) 8. DDR4内存插槽 10. CPU(FPU)风扇/风扇供电接口 12. Thunderbolt 模块</p>	<p>使用说明</p> <ol style="list-style-type: none"> 1.将本设备通过HDMI线与显示器(如:电视,投影仪,显示器)连接,选择并设置对应的视频输出模式。 2.将DC-IN电源适配器,连接到DC-IN接口与本产品适配器,并将另一端插入电源插座。 3.通过鼠标/键盘控制本产品,并打开本产品。 4.通过触摸板或触控笔控制本产品,并打开本产品。 5.通过触摸板或触控笔控制本产品,并打开本产品。 6.通过触摸板或触控笔控制本产品,并打开本产品。 7.通过触摸板或触控笔控制本产品,并打开本产品。 8.通过触摸板或触控笔控制本产品,并打开本产品。 9.通过触摸板或触控笔控制本产品,并打开本产品。 10.通过触摸板或触控笔控制本产品,并打开本产品。  <p>适配器(原厂配件)可用于蓝牙或无线键盘鼠标(不附送)。</p>	<p>硬盘安装</p>  <p>A. HIGame硬盘盖 B. HIGame硬盘支架 C. 2.5英寸硬盘</p>	<p>备注</p> <ol style="list-style-type: none"> 1.本产品为额定功率3000W以下地区使用,非热带地区,只适用于海拔3000米以下地区。 14.请观察数据目录结构,并定期备份重要数据到硬盘。 <p>注意事項</p> <ol style="list-style-type: none"> 1. 本产品為額定功率3000W以下地區使用,非熱帶地區,只適用於海拔3000米以下地區。 14. 請觀察數據目錄結構,並定期備份重要數據到硬盤。 	<p>注意事項</p> <ol style="list-style-type: none"> 1. 本产品為額定功率3000W以下地區使用,非熱帶地區,只適用於海拔3000米以下地區。 14. 請觀察數據目錄結構,並定期備份重要數據到硬盤。 	<p>注意事項</p> <ol style="list-style-type: none"> 1. 本产品為額定功率3000W以下地區使用,非熱帶地區,只適用於海拔3000米以下地區。 14. 請觀察數據目錄結構,並定期備份重要數據到硬盤。 	<p>注意事項</p> <ol style="list-style-type: none"> 1. 本产品為額定功率3000W以下地區使用,非熱帶地區,只適用於海拔3000米以下地區。 14. 請觀察數據目錄結構,並定期備份重要數據到硬盤。 	<p>注意事項</p> <ol style="list-style-type: none"> 1. 本产品為額定功率3000W以下地區使用,非熱帶地區,只適用於海拔3000米以下地區。 14. 請觀察數據目錄結構,並定期備份重要數據到硬盤。 	<p>注意事項</p> <ol style="list-style-type: none"> 1. 本产品為額定功率3000W以下地區使用,非熱帶地區,只適用於海拔3000米以下地區。 14. 請觀察數據目錄結構,並定期備份重要數據到硬盤。
---	---	--	---	--	---	---	---	---	---	---	---

反面：中文

尺寸：70(x13)mmX100mm
要求：铜版纸 105g